

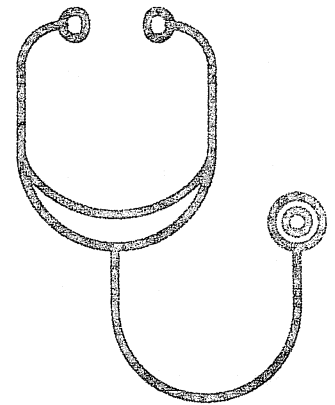
Family Doctor Tips on Caring for Children with Respiratory Symptoms

Most respiratory illness in children, including colds, influenza, RSV (respiratory syncytial virus) and COVID-19 can be managed at home without the need for prescription medications. However, in some cases, it is important to seek medical care.

Below, family doctors share tips on how to decide when to seek care for a respiratory illness and how to support your child at home.

Call your family doctor if your child:

- Has a fever lasting 72 hours or longer.
- Has a fever that went away for a day or longer (without fever medication) and then came back.
- Is unusually irritable and won't stop fussing, even after treating their fever.
- Has an earache lasting more than 48 hours.
- Is not eating or drinking. Note that it's normal to eat and drink less when sick. Liquids are more important than food.
- Has special needs that make caring for them more difficult.



As a parent or guardian, you know your child best. If you feel your child needs to be seen by a family doctor, please reach out for help.



Not sure what to do? Health Connect Ontario has a **symptom checker** and the option to **chat live with a nurse**. You can also call **811** to speak with a nurse, available 24 hours a day.

Call 911 or go to the emergency department when:

- You are worried that your child is seriously ill.
- Your infant, younger than three months old, has a fever.
- Your child is struggling to breathe or is breathing faster than normal.
- You are concerned that your child is at risk of dehydration or is dehydrated.

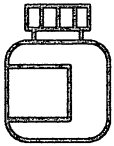
These are only some examples of when to seek emergency care. Children's Hospital of Eastern Ontario (CHEO) has more information to **help decide if your child needs emergency care**.

For more information specific to COVID-19 and children, including rare complications, see **My Child Has COVID. What Should I Know?** in the **Confused About COVID** series.



Helping your child at home

- **Fever:** Treat fever or pain with over-the-counter medicines such as acetaminophen or ibuprofen if your child can take it – and if it is available.

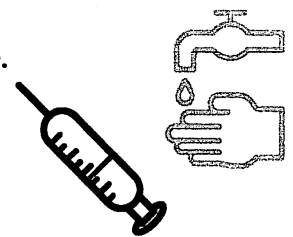


Call your family doctor or pharmacist for advice if you are having difficulty accessing over-the-counter medicines. Information from the Canadian Pediatric Society outlines **how to take a child's temperature** and what to do if they have a fever. Here is a video on **managing fever in a child** from the U.K.'s National Health Service.

- **Red eyes and discharge:** These symptoms almost always go away on their own, without antibiotic drops or other medication. Warm compresses and artificial tears can help reduce discomfort.
- **Stuffy and runny nose:** Try saline rinsing sprays, a humidifier or a nasal aspirator.
- **Earache:** If you notice your child tugging on their ear, they may have an earache. Get assessed if your child's earache lasts more than 48-72 hours, if there is discharge from the ear or they have had more than 2-3 ear infections in the last year.
- **Cough:** Treat a cough with a humidifier or the steam from a shower. If the cough sounds like a bark, cool outside air may help. If your child is at least one year old, you can give them 1-2 teaspoons of honey in the evening.
- **Fluids:** Make sure your child gets enough fluids, including water, soups, sports drinks or even popsicles. Breastmilk/formula is enough for young babies who do not drink other fluids.

Tips to stay healthy and prevent illness

- Wear a mask (and have your child wear a mask) when in crowded, public indoor spaces.
- Wash your hands often and well; use hand sanitizer when washing is not possible.
- Cough and sneeze into your elbow instead of your hands.
- Stay home and keep your child home when they are sick, especially in the first couple of days when most infectious.
- Get the flu shot and keep COVID-19 doses up to date.



Ontario College of
Family Physicians



The OCFP thanks Dr. Kate Miller and Norfolk Family Medical for the **blog post** which inspired this information.

Relating your child's name

For your child's name to be registered, it must be a name that is not offensive, unusual or likely to cause embarrassment to the child.

The Registrar will only register a name if it is not offensive, unusual or likely to cause embarrassment to the child. The Registrar will also check that the name is not a name that is already registered to another child.

Names that are offensive, unusual or likely to cause embarrassment to the child will not be registered. Names that are already registered to another child will not be registered. Names that are the same as a name that is already registered to another child will not be registered. Names that are a variation of a name that is already registered to another child will not be registered. Names that are a combination of two or more names that are already registered to other children will not be registered. Names that are a combination of a name that is already registered to another child and a name that is not registered will not be registered. Names that are a combination of a name that is not registered and a name that is already registered to another child will not be registered.

How to register your child's name

You can register your child's name online at www.gov.uk/register-child-name or by phone on 0303 1234000. You will need to provide the following information: the child's name, the date of birth, the place of birth, the parents' names, and the parents' addresses. You will also need to provide a copy of the birth certificate. The registration fee is £16. You can also register your child's name at a local register office. You will need to provide the same information as for online registration. The registration fee is £16. You can also register your child's name at a local register office. You will need to provide the same information as for online registration. The registration fee is £16.



Family Registrar